

Necropsy Kit Instructions

- * Samples should be **hand delivered** or sent via **overnight mail** to one of the three laboratories within the Pennsylvania Diagnostic Laboratory System (PADLS)
 - * All containers, bags, and tubes should be **tightly sealed**
- * All containers, bags, and tubes should be **labeled** with animal ID type of sample contained
- * All containers, bags, and tubes should be **kept cool** using the enclosed ice packs

Do not freeze the samples.

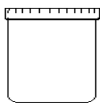
Do not mail on a Friday or right before a holiday.
(The labs **cannot** receive samples on the weekend.)

Fill out enclosed submission form including as much information about the animal's history as possible.

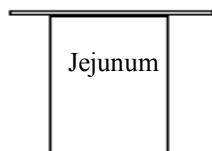
If septicemia is suspected, collect a culture from the joints, spleen or other affected organ. **This culturette must be labeled with the culture site.**

If animal is to be euthanized, please submit whole blood and serum samples.

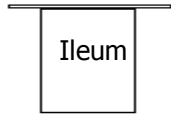
If animal submitted is a fetus please submit serum from dam. **Also, please use sterile needle and syringe and draw up approximately 5 ml of abomasal content and place in red top tube.**



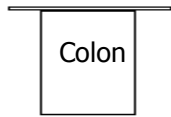
Fill the pre-labeled cup with **colon contents** (or placenta if fetus).



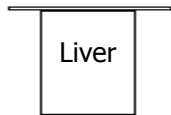
Tie off a loop of **Jejunum** and adjoining lymph node if possible and place it into the pre-labeled Whirl-Pak bag.



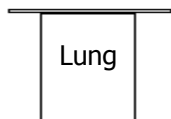
Tie off a loop of **ileum** and place it into the pre-labeled Whirl-Pak bag. (not needed for fetus)



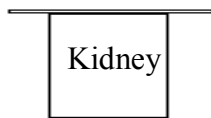
Tie off a loop of **colon** and place it into the pre-labeled Whirl-Pak bag. (not needed for fetus)




Place a 3 X 3 X 3 inch or greater piece of **liver** into the pre-labeled Whirl-Pak bag.



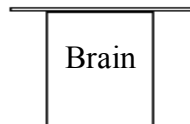
Place a 3 X 3 X 3 inch or greater piece of **lung** into the pre-labeled Whirl-Pak bag.



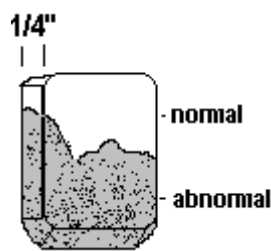
Place a piece of **Kidney** into the pre-labeled Whirl-Pak bag.



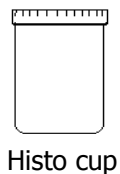
Place a square of **spleen** into the pre-labeled Whirl-Pak bag.



Place 1/2 of **brain** into the pre-labeled Whirl-Pak bag (fetal and neurological cases only).



Collect **1/4 inch thick** pieces of the tissues listed below. Include the interface of normal with abnormal tissue and place in the cups of formalin provided. Remember that 10 parts of formalin are needed to fix 1 part tissue, **small pieces please.**



Fixed tissue:

Place a small piece of all organs into the formalin container (liver, lung, heart, kidney, spleen, brain, ileum, jejunum, mesenteric lymph node, colon, leg muscle, placenta) be sure to include all areas with lesions.